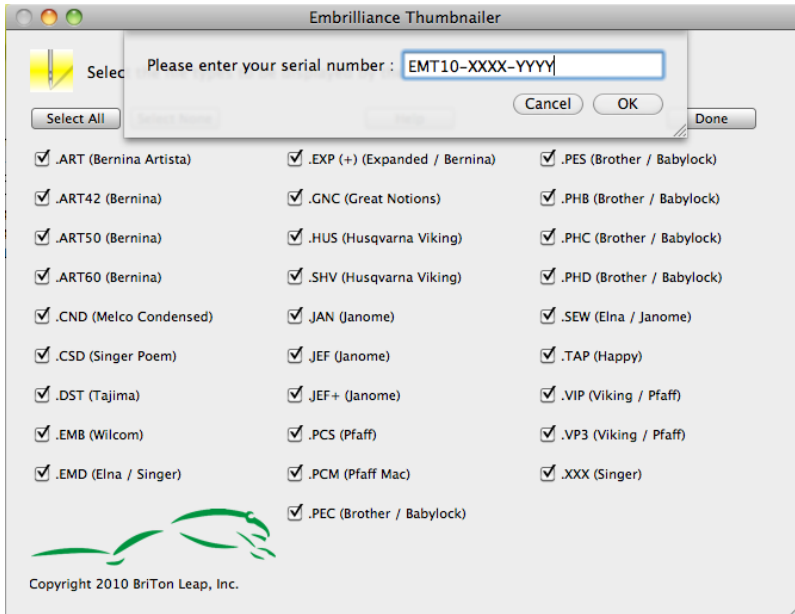


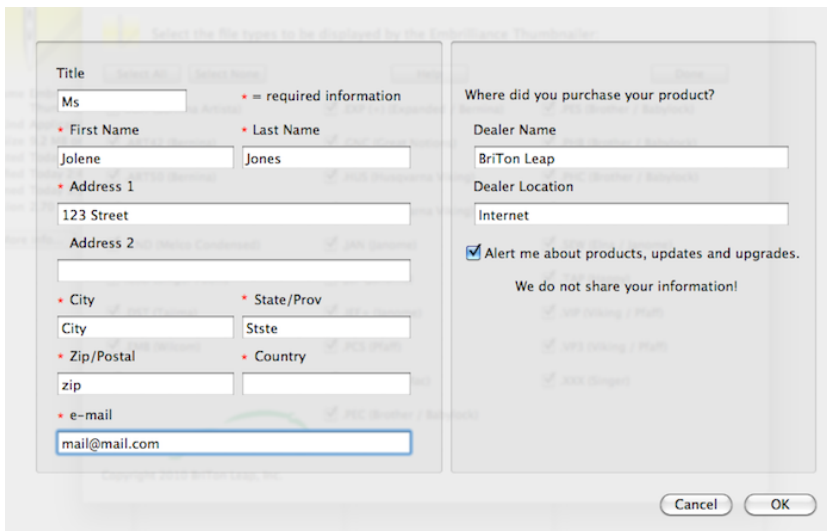
The *Embrilliance Thumbnailer* is installed in your Applications folder. When the installation completes go to the Applications folder and run the *Embrilliance Thumbnailer*.

You will see this window:

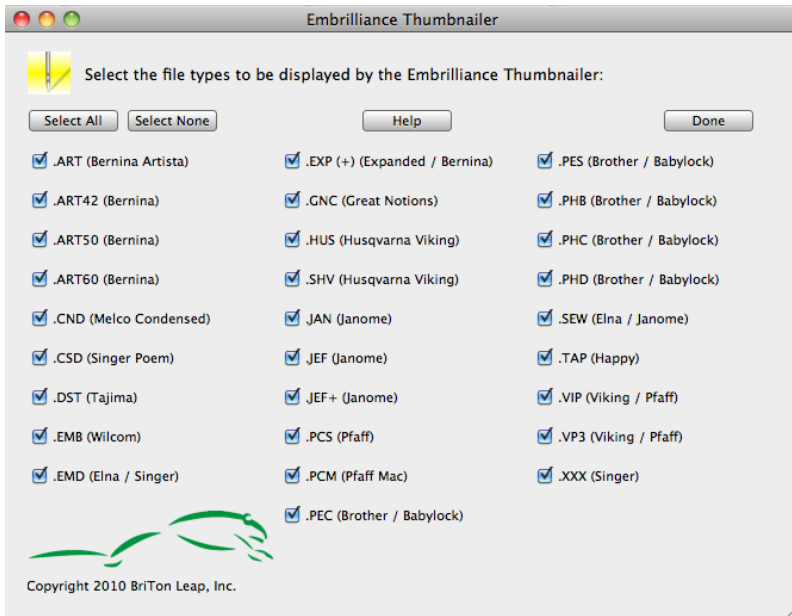


Enter your serial number and click the OK button.

You will now be asked to complete a Registration form. This is optional but recommended. If you do not want to register just click Cancel.



When complete you will see this window:



Here all embroidery file formats are selected for thumbnailing. You can turn individual formats off if desired by clicking the check box next to the format.

We recommend you leave all formats selected so if you download a design in some format you will be sure get a thumbnail of that new design.

Click the help button to review this document.

Now click Done. The window will go away and the *Embrilliance Thumbnailer* is activated!

Your design thumbnails will now display in the Finder as you open folders containing designs.

If you want to change which file formats to thumbnail just run the *Embrilliance Thumbnailer* change your selected formats.

Easy !

The Finder

Finder views are controlled by the View control. The view control is found in the Finder window tool bar.



The views are (from the left) Icon, List, Column and Cover Flow. In the above image the Icon view is selected.

Here are some examples.




Icon View shows thumbnail of the embroidery design

Aidaaf02.pes	Jul 28, 2008, 3:00 PM
Aidaaf03.pes	Jul 28, 2008, 3:04 PM
Aidaaf04.pes	Jul 28, 2008, 3:08 PM
Aidaaf05.pes	Jul 28, 2008, 3:09 PM
Aidaaf06.pes	Jul 28, 2008, 3:10 PM
Aidaaf07.pes	Jul 28, 2008, 3:12 PM
Aidaaf08.pes	Jul 28, 2008, 3:13 PM
Aidaaf09.pes	Jul 28, 2008, 3:15 PM
Aidaaf11.pes	Jul 28, 2008, 3:17 PM
Aidaaf12.pes	Jul 28, 2008, 3:19 PM
Aidaaf13.pes	Jul 28, 2008, 3:21 PM

List View shows thumbnail of the embroidery design

Aidaaf01.pes	
Aidaaf02.pes	
Aidaaf03.pes	
Aidaaf04.pes	
Aidaaf05.pes	
Aidaaf06.pes	
Aidaaf07.pes	
Aidaaf08.pes	
Aidaaf09.pes	
Aidaaf11.pes	
Aidaaf12.pes	
Aidaaf13.pes	
Aidaaf14.pes	
Aidaaf15.pes	
Aidaaf16.pes	

▼ Preview:



Name Aidaaf08.pes
 Kind PES File
 Size 32 KB on disk
 Created 7/28/08 3:13 PM
 Modified 7/28/08 3:13 PM
 Last opened 7/28/08 3:13 PM

Column View shows both a thumbnail and larger preview of embroidery designs




Cover Flow shows large previews

Selecting an embroidery design and clicking the QuickLook button displays a large preview of the design.




QuickLook Button

Click the diagonal arrows to zoom to full screen.



If you select multiple designs and press the QuickLook button you have more display options at the bottom of the display.



The 'play' button runs a slide show of the selected designs. You can optionally step through the selected designs forward and back using the arrows.

You can get an Index Page by clicking the four square icon.



All these nifty views are built into the Finder. You can use them for any files you have on your Mac! Pretty nice of Apple to build in these views!

Enjoy *Embrilliance Thumbnailer* !